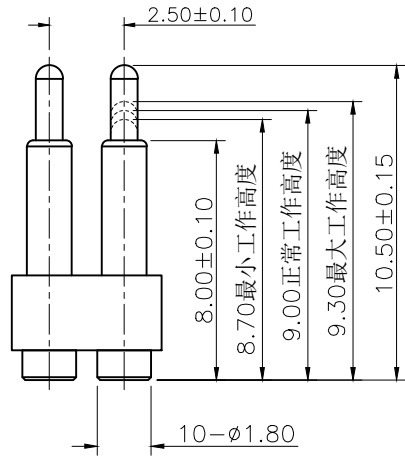
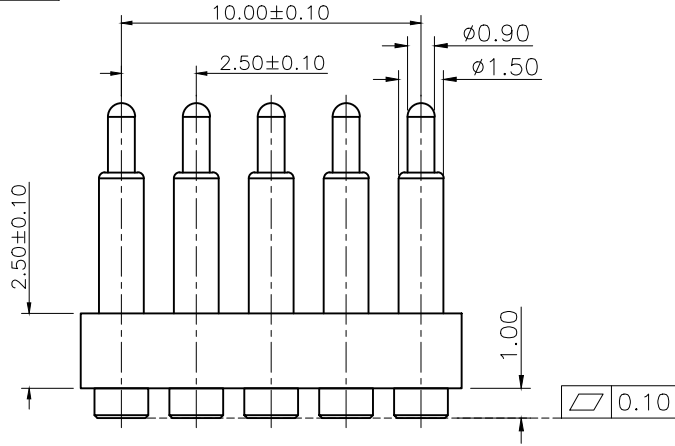


Please Approve this Drawing

Date

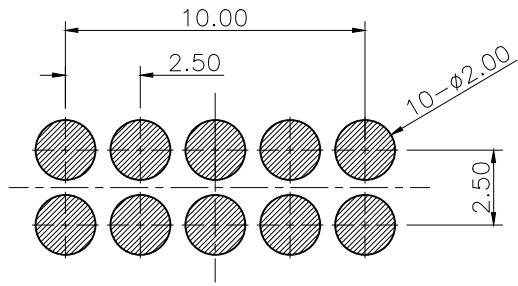
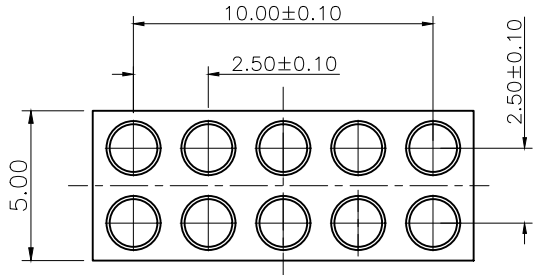
Signature

NO.	Part Name	Q'TY	Material	Plated surface	
1	Plunger	10	Brass	Au 3u" Min. Over 50u" Min. Ni	
2	Barrel	10	Brass	AU 3U" MIN OVER 50 U" Min. Ni	
3	Spring	10	SUS304	AU 1U" MIN OVER Ni	
4	Housing	1	High temp.Plastic; UL94 V-0	Color Black	

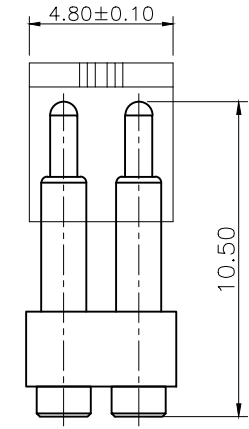
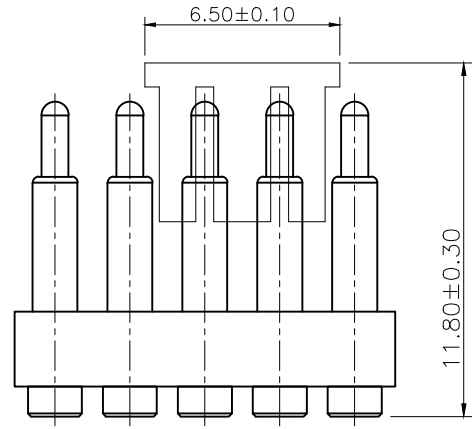


NOTES:

- Electrical
 - .Rated Current & Voltage : DC 24 V ; 1.0A Max.
 - .Contact Resistance: 50 mohm maximum at Working Height(Quiescence)
- Mechanical
 - .Full store: 2.50 mm
 - .Spring Force: 80gf±20gf at Working Height
 - .Durability:10,000 cycles(minimum)
- Environmental
 - .Operating Temperature: -40°C~+85°C
 - .Humidity Range: 10%RH~90%RH
 - .Salt Spray: 48 Hours
- When the current is greater than 1A then need to increase the time delay circuit(3 second)
- To avoid arcing issue, The adaptor start to power supply after connector mated fully.
- To ensure the best usage,please operate it based on the working height.
- .RoHs&HF compliant product.



RECOMAND PCB LAYOUT
DIM Tolerance:±0.05



DRAWN	Devin	DATE	2021-11-03			东莞市燊瑞电子科技有限公司			
CHECKED		SCALE	10:1	VER.	A.0				
APPROVED		TITLE	pogo pin connector.			Ang:	Dim:		
PROJECT		DRAWING NO.	NC4022-10RA			0 ±1°	0 ±0.15		
SHEET	1 of 1	UNIT	mm			.0 ±0.5°	.0 ±0.10		
						.00 ±0.25°	.00 ±0.07		

VER.	DESCRIPTION	ECN NO.	DATE