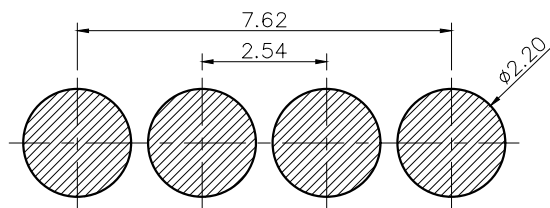
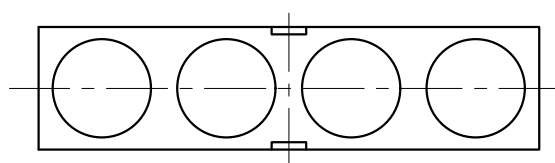
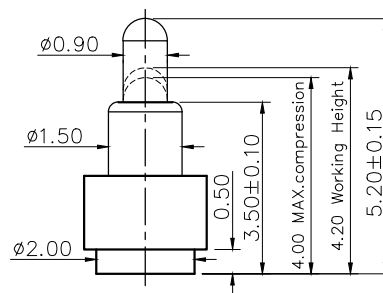
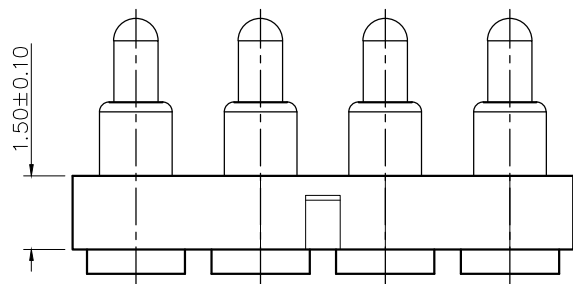
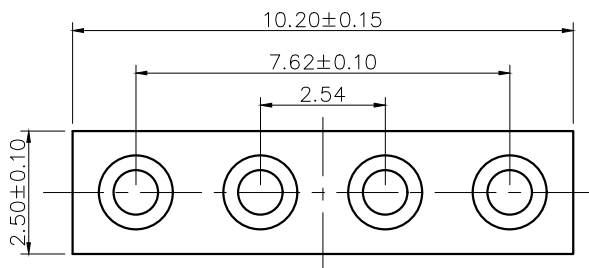


Please Approve this Drawing

Date

Signature

NO.	Part Name	Q'TY	Material	Plated surface
1	Plunger	4	无铅铜	Au 5u" Min. OVER 80~160 U" Ni
2	Barrel	4	无铅铜	Au 3u" Min. OVER 80~160 U" Ni
3	Spring	4	SUS304	/
4	Housing	1	High temp.Plastic; UL94 V-0 Color Black	



Recommended pcb layout

NOTES:

- Electrical
 - .Rated Current & Voltage : DC 12 V ; 2.0A Max.
 - .Contact Resistance: 50 mohm maximum at Working Height(Quiescence)
- Mechanical
 - .Full store: 1.20 mm
 - .Spring Force : 120g±25g at Working Height
 - .Durability:10,000 cycles(minimum)
- Environmental
 - .Operating Temperature: -40°C~+85°C
 - .Humidity Range: 10%RH~90%RH
 - .Salt Spray: 48 Hours
- When the current is greater than 1A then need to increase the time delay circuit(3 second)
- To avoid arcing issue, The adaptor start to power supply after connector mated fully.
- To ensure the best usage,please operate it based on the working height.
- .RoHs&HF compliant product.

DRAWN	Kevin	DATE	2021.09.15		东莞市燊瑞电子科技有限公司	
CHECKED		SCALE	10:1	VER. A.0		
APPROVED		TITLE	pogo pin Connector		Ang:	Dim:
PROJECT		DRAWING NO.	NC3846-04PA		0 ±1°	0 ±0.20
SHEET	1 of 1	UNIT	mm		.0 ±0.5°	.0 ±0.15
					.00 ±0.25°	.00 ±0.10

VER.	DESCRIPTION	ECN NO.	DATE